



Purpose:

The e-learning module is designed for theoretical training of ratings forming part of a navigational watch and ratings as able seafarer deck in accordance with Chapter II of the STCW Convention in the part concerning of look-out by sight and hearing.

The ELM is included in the "*Able seaman*" library.

What is an e-learning module?

E-learning module is the electronic textbook on one or more sections. Theoretical materials can be accompanied by drawings, diagrams, photos, animations and videos. There is a test for assessment of knowledge gained at the end of each section.

Contents:

- Lookout by sight and hearing
- Tasks of lookout by sight and hearing
- Technical means for lookout and communication
- Visual light, object, sound means of communication and signaling
- Navigation bridge visibility
- Setting out a lookout
- Onboard lookout arrangement and forms of reports
- Use of radio and internal communication, and emergency and warning alarm

Target groups

Deck - Support

Ship types

Generic



Regulations

Table A-II/4 STCW Code

Competence:

Keep a proper look-out by sight and hearing

Knowledge, understanding
and proficiency:

Responsibilities of a look-out, including reporting the approximate bearing of a sound signal, light or other object in degrees or points





LOOK-OUT BY SIGHT AND HEARING
Version: 10/2022

Section 3. Technical means for lookout and communication

Section 3. Technical means for lookout and communication

The means of lookout by sight is a binocular.

Slide 20/91

Back Next

LOOK-OUT BY SIGHT AND HEARING
Version: 10/2022


Section 7. Onboard lookout arrangement and forms of reports

Section 7. Onboard lookout arrangement and forms of reports

Reports

The lookout watchman conducts lookout constantly, gives accurate information to the bridge about everything seen and heard. Form of the report, example: "Ship starboard 10, about 5 miles". The lookout devotes all his/her attention to lookout and does not assume any other duties.

In connection with the achievement of a high level of automatic radar observation in the 21st century, the watch lookout watchman may not be on the bridge at the discretion of the Master, but if necessary, he/she must immediately arrive there at the command of the Officer on Watch.



Slide 42/91


Back Next

LOOK-OUT BY SIGHT AND HEARING
Version: 10/2022

Section 4. Visual light, object, sound means of communication and signaling

Section 4. Visual light, object, sound means of communication and signaling

A flare is a sleeve in which a pyrotechnic composition and an ignition device are located. The flare burns bright red for 1 minute and is a distress signal. White flares are used to attract attention.



Slide 41/91

Back Next


LOOK-OUT BY SIGHT AND HEARING
Version: 10/2022

Section 4. Visual light, object, sound means of communication and signaling

Section 4. Visual light, object, sound means of communication and signaling

Merchant ships use the International Code of Signals, a set of which consists of 40 flags: 26 alphabetic flags, 14 digital flags, 3 replacement pennants. These flags are hoisted on halyards and stored in the wheelhouse in special cells.

The Code is intended to keep communication on issues of ensuring the safety of navigation and the protection of human life at sea using one-, two-, and three-letter signals.



Slide 38/91

Back Next


LOOK-OUT BY SIGHT AND HEARING
Version: 10/2022

Section 3. Technical means for lookout and communication

Section 3. Technical means for lookout and communication

The means of radar observation is a radar station.

In addition to displaying surrounding surface objects, modern radars display signals from radar transponders activated by ships or people in distress, indicating the direction to the source of the signal.




Slide 21/91

Back Next

LOOK-OUT BY SIGHT AND HEARING
Version: 10/2022

Test tasks



Test of question

Choose the correct version of the report of the watchman to the Officer on Watch based on the results of the lookout.

Choose the correct answer:

- Ship starboard 15, coming from the opposite direction.
- Ship starboard 15, follower.
- Ship starboard 15, goes across.

Attempts: 1

COMMIT

Slide 70/91

Back Next